



Chandran Steels

WWW.CHANDRANSTEELS.COM

HOTELIERS ▶ CATERS ▶ BAKERS
HOSPITALITY SHOW

Innovation plus

Intelligent Kitchen

- ▶▶ Cooking Equipments ▶▶ Kitchen Utensils ▶▶ Kitchen Equipments ▶▶ Bakery Equipments ▶▶ Hotel Equipments ▶▶ Tables & Chair
- ▶▶ Juice Display Counters ▶▶ Trolleys ▶▶ Sinks ▶▶ Exhaust System



GET IN TOUCH SHOWROOM

SF.No. 435/3B, Near Eachanari Temple,
L&T Bypass Road, Near Karpagam College,
Eachanari, Coimbatore - 641021.

Ph: +91 805 699 3399 | +91 99440 22214 | +91 99440 66632

FOR SERVICE: +91 99761 51718 , +91 80983 96699

SHOP

76/77, Raja Street, Coimbatore - 641 001,
Ph: 0422-2381699, 0422- 4360399
Mob: +91 99449 61232 | +91 9449 71231

FACTORY

Keshi Thottam, Ranga Layout,
Nallampalayam, Coimbatore - 641 006.
Ph: 0422-2534899 | 99449 38169

info@chandransteels.com

www.chandransteels.com



Product

Catalog 2021



Chandran Steels

KITCHEN EQUIPMENTS

HOTEL EQUIPMENTS

CATERING EQUIPMENTS

ALL ITEMS IN ONE ROOF

Mfrs & Dealers in : Superior Quality Domestic | Commercial Vessels
Wholesale & Retail | Kitchen Equipments | Bakery Equipments



Chandran Steels



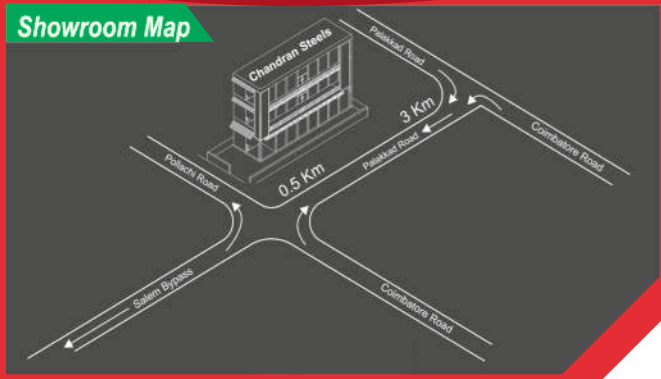
WELCOME TO OUR COMPANY

We, as **CHANDRAN STEELS** have grown to stand tall as an advanced systems company with expertise in creating bespoke solutions tailored to our customer's requirements. With a skill set that embodies both, impeccable quality and service priority, we aspire to retain our competitive advantage on this enviable front. We believe, " **If a job is worth doing, it's worth doing well**".

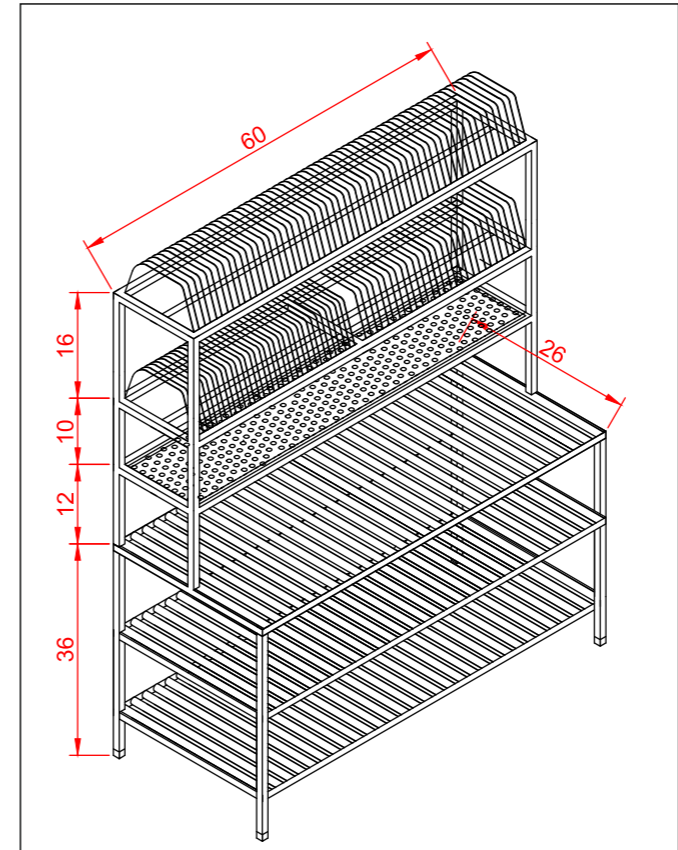
Innovation at **Chandran Steels** is neither about cheap production nor sourcing of inferior material to ensure reduced prices. **Chandran Steels** is also not about using a cookie cutter method to flag a popular design and definitely not about cutting corners as an interim formula to success. Our brand identity stems from using the highest quality of materials sourced responsibly, aimed at adorning any indoor or outdoor space with spectacular focus on innovative architectural styles.

Although the company is renowned for its bespoke offering, the business recognizes that a demand also exists for a range of Kitchen Equipments, Bakery Equipments, Hospital Equipments, Bakery oven hand railings for Staircases, Popcorn Counters, Glass Display Counters, Display Counters, Refrigeration and merchandising solution for Restaurants, Café, Super Markets, Bakery, Ice Cream Bars, etc... we are also able to make customized utensils which customer can select immediately from an exclusive collection of "Of the Peg" products.

Whatever the requirements, no matter how large or small, we work with our customers to ensure both satisfaction for a job well done and delivered on time.



EQUIPMENTS DRAWING



POT RACK WITH PLATE STORAGE RACK

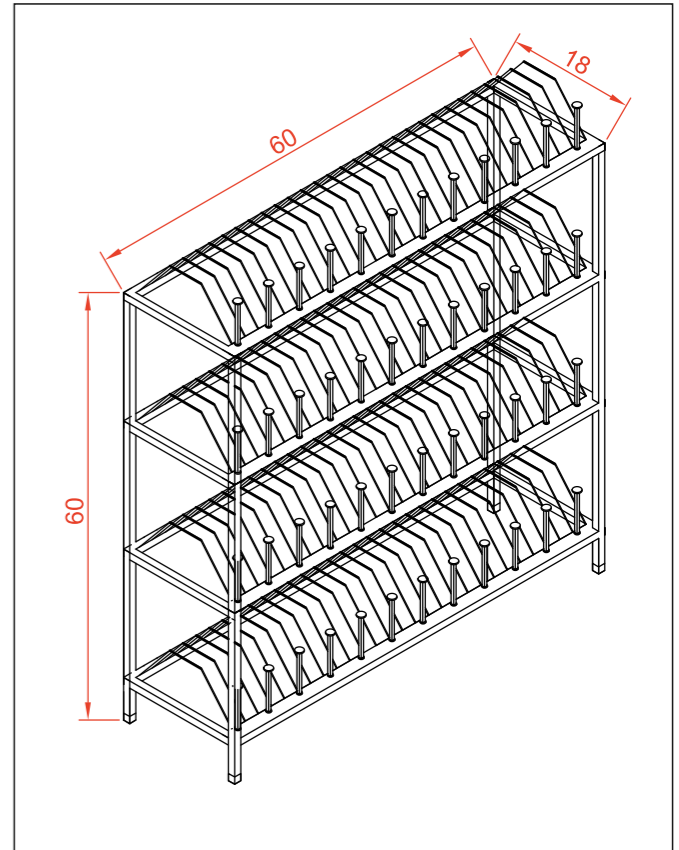
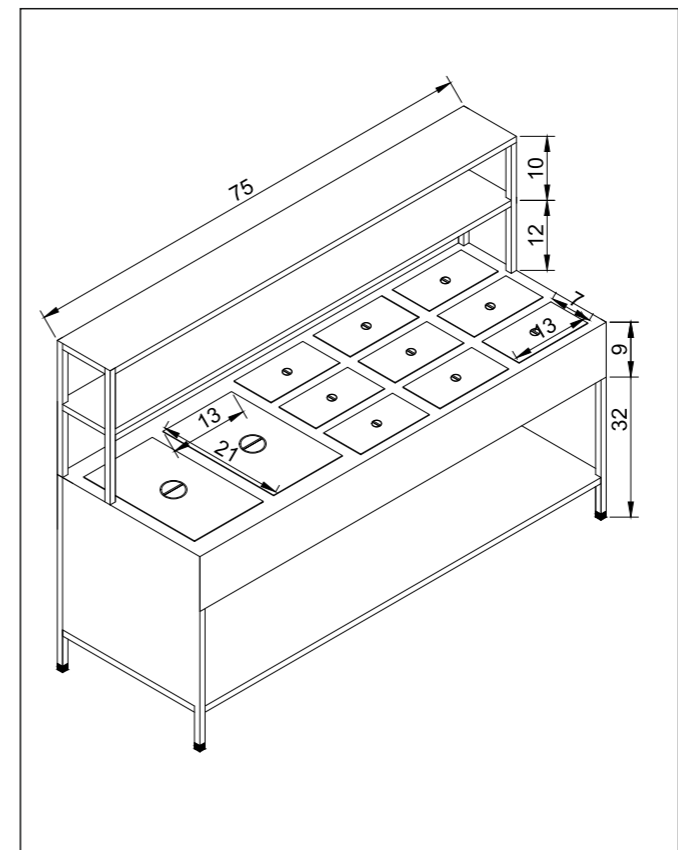
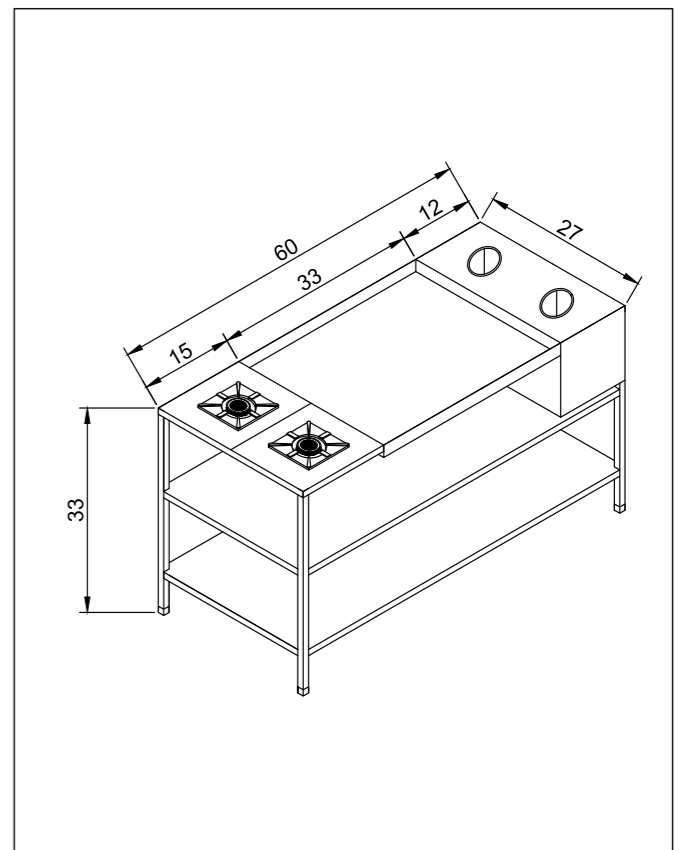


PLATE RACK WITH TUMBLER HOLDER



BAIN MARI SERVICE COUNTER



TEA / COFFEE COUNTER

FOOD TRUCK DRAWING

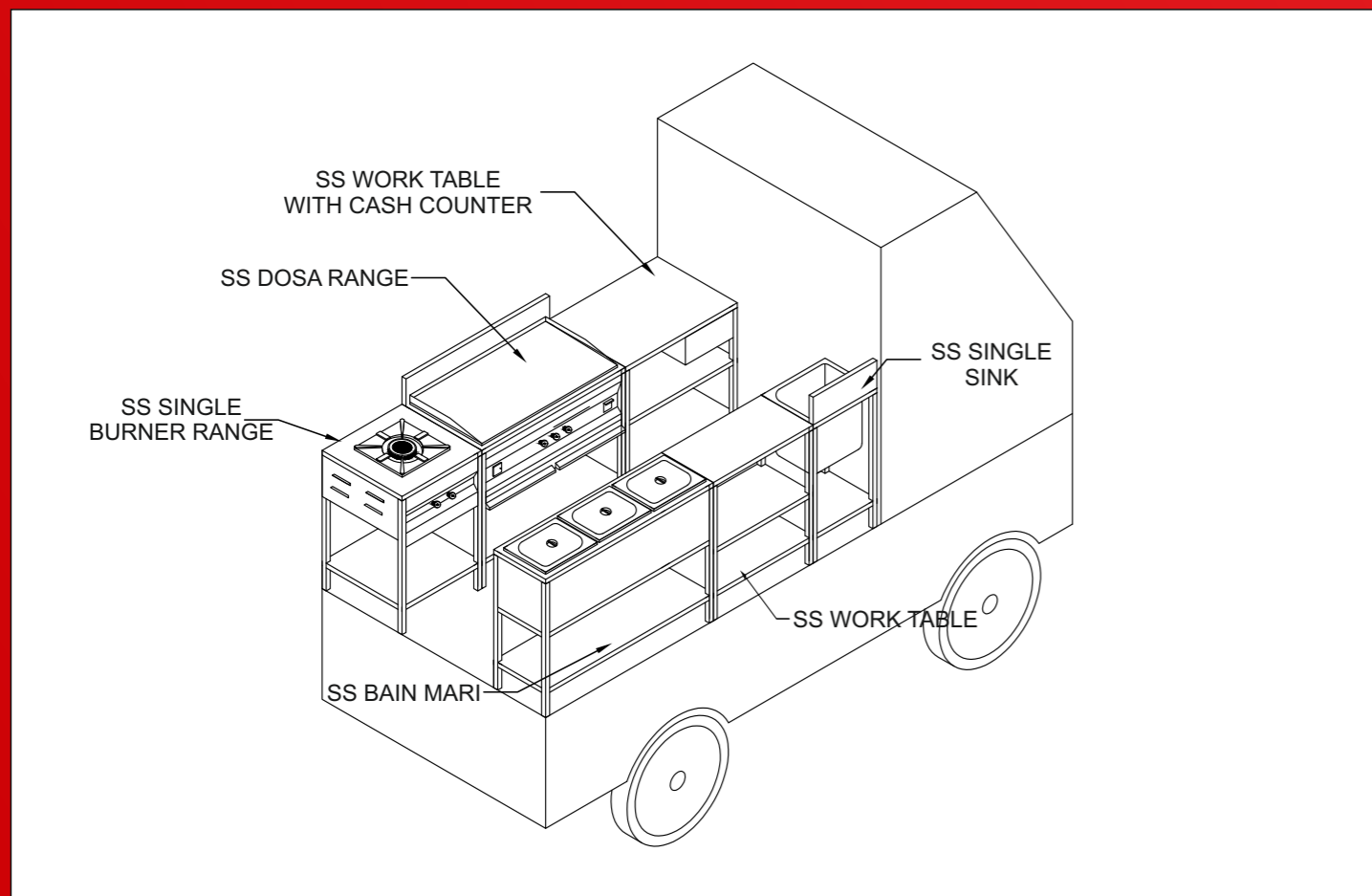
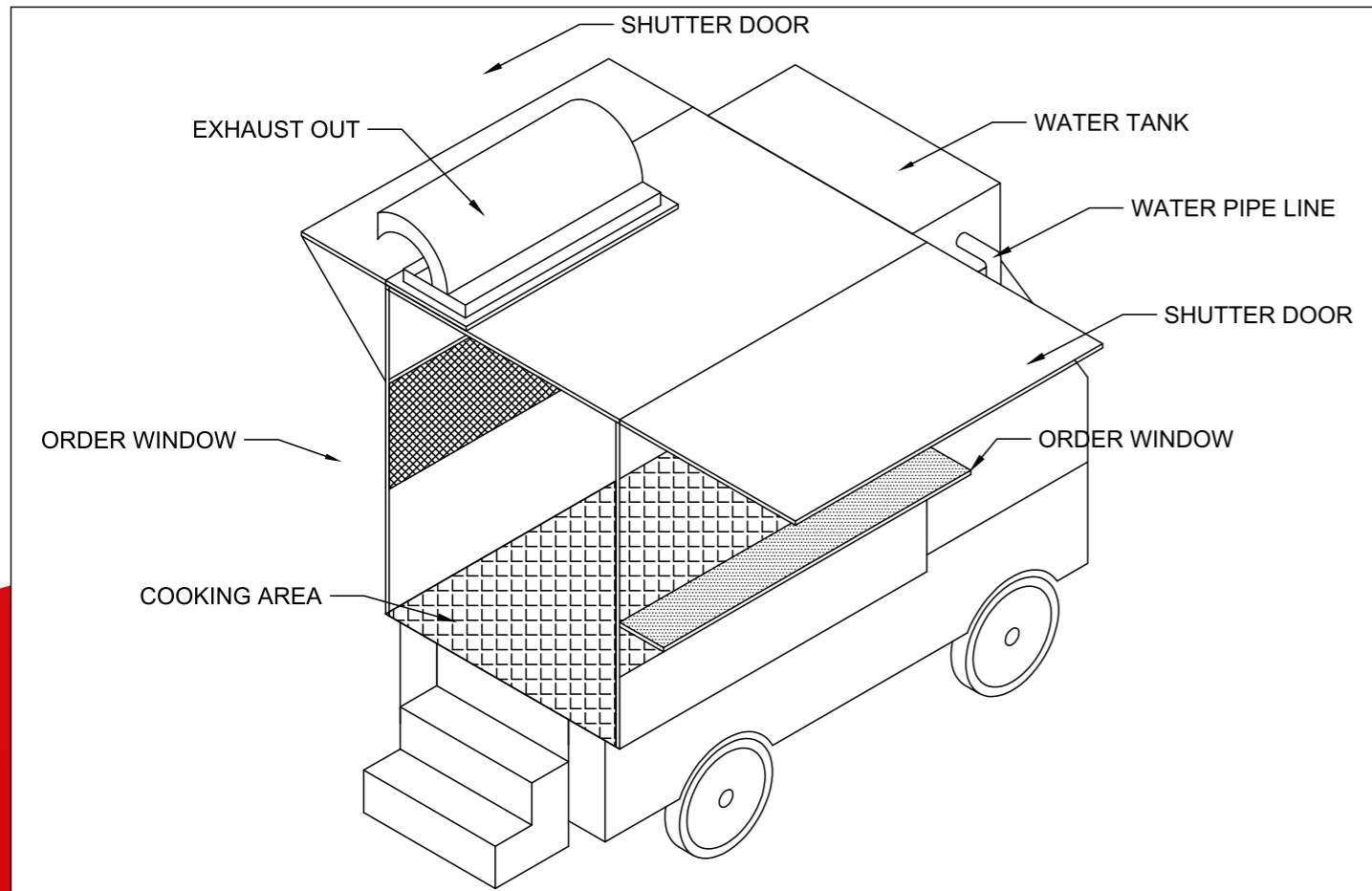
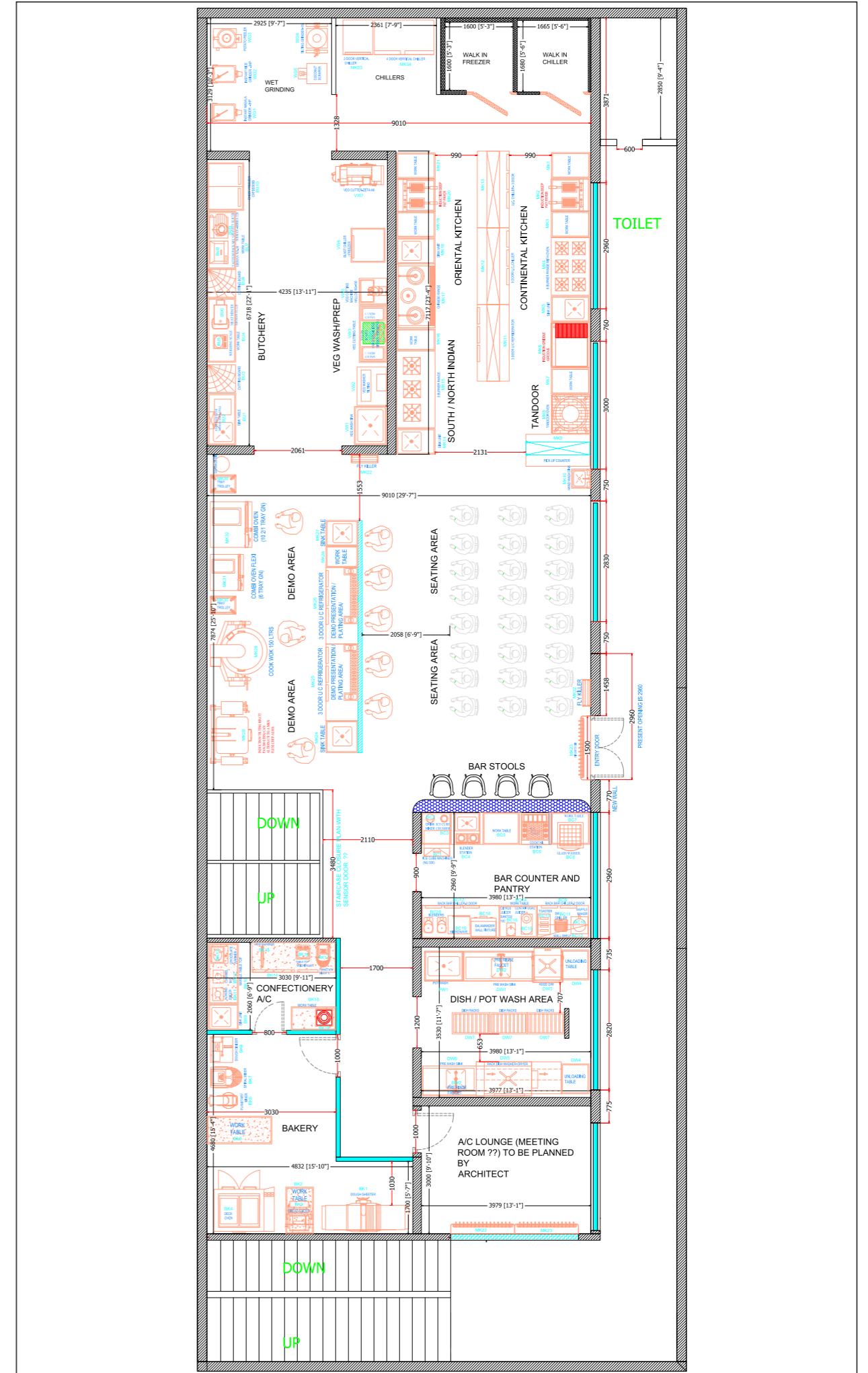


TABLE OF CONTENTS

KITCHENWARE	04	6
DINING & TABLEWARE	05	7 -13
COPPERWARE	06	14
ALUMINUM & BRASSWARES	07	15
CHAFFING DISH	08	16 -17
GLASSWARE	09	18
KITCHEN TOOLS	10	19
BAKERY TOOLS	11	20-21
BURNERS	12	22 -23
KITCHEN EQUIPMENTS	04	24 - 30
BAINMARIES	05	31
DUSTBINS	06	32
HOUSE KEEPING	07	33
JUICE BLENDERS & DISPENSERS	08	34-35
BAKERY EQUIPMENTS	09	36
BREAD BASKETS	10	37
TROLLEYS	11	38
CHAIRS & TABLES	12	39
DISPLAY COUNTERS	13	40 - 41
BAKERY EQUIPMENTS	05	42 - 43
COMMERCIAL FREEZER & CHILLERS	06	44 - 45
SINKS	07	46
CHEF UNIFORMS	08	52



KITCHEN LAYOUT



As turn-key solution experts, here's the skill set that we are professionals at
 Site Measurement | Auto CAD Drawing | Space Management | Exhaust and Fresh Air Solutions
 Customized Kitchen Equipment & Furniture

Facility Planning

We provide full-fledged facility planning services for our regular clients free of cost. We have qualified Auto CAD Draftsman onboard with us who are capable of planning the entire layout of kitchen and house areas. Our facility planning also includes providing equipment layout customized to the needs of the client such as BOQ, Tender, Services Drawing etc.



CHEF UNIFORMS



We Design Your Dream Kitchen



Infrastructure

Our state - of - the - art infrastructure is backed by technologically advanced tools and machineries that accentuate the quality of our commercial kitchen equipment. Moreover, our full-bodied infra - structural base has also played a vital role in the consistent growth of the company despite the threat of cutthroat competition.

Quality Assurance

Remaining staunchly loyal to the motto of serving flawless products to our clients, various quality tests are constantly performed under the supervision of our highly capable quality control executives.

Customer's Fulfilment

Being a customer centric organization, we have also strived to deliver impeccable products and immaculate services. In addition to this, the after sales services offered by us has also steadily raised the bar of satisfaction of our patrons.

KITCHEN WARES



FULLY / SEMI AUTOMATIC COFFEE MACHINE | I BREW COFFEE FILTERS | STOCK POT: COOK POT FULL
 CASSEROLE : COOK POT HIGH / LOCK | COOK POT MEDIUM / LOCK | COOK POT LOW | COOK POT / STEAMERS
 SAUCE PAN | FRYING PAN | FRYING PAN NON - STICK COATED | CONICAL SAUCE PAN | COLANDER




Model : CS-CC001
SS Catering Carriers



Model : CS-CR001
SS Casserole (1L - 100L)



Model : CS-TC001
SS Tea Cans (1L - 25L)



Model : CS-HB001
Hot Boxes (1L - 100L)



Model : CS-B001
SS Buckets



Model : CS-CC001
SS Water Drum



Model : CS-CC001
SS Cooker



Model : CS-TB001
SS Tea Boiler



Model : CS-TB001
SS Storage Drum



Model : CS-ST001
SS Storage Tins



Model : CS-BC001
SS Big Storage Containers



Model : CS-AK001
SS Anna Koodai



Model : CS-A001
SS Adukku



Model : CS-CB001
Copper Boiler



Model : CS-RS001
SS Rice Stainer



Model : CS-PC001
Hawkins Cooker




Model : CS-S001
SS Sambadam




Model : CS-S001
SS Stainer



Plastic Pallet



Material Handling Crates



Amirtha

The Next Generation


Coffee & Tea Brewer




DINNER & TABLEWARES



Model : CS-SH001
SS Serving Brass Handle



Model : CS-OED001
SS Entry Dish



Model : CS-P001
SS Platters Hammered




Model : CS-SBS001
SS Serving Bowl Set




Model : CS-RED001
SS Round Entree Dish




Model : CS-GB001
SS Gravy Bucket




Model : CS-SH001
SS Serving Handi



Model : CS-CSS001
SS Catering Utensils




Model : CS-BB001
SS Bread Basket



Model : CS-ST001
SS Serving Tawa




Model : CS-GB001
SS Hammered Entry Dish



Model : CS-ST001
SS Serving Tawa



Model : CS-P001
SS Plate F/H/Q




Model : CS-SH001
SS Serving Handle



Model : CS-GB001
SS Hammered Bread Basket



Model : CS-SK001
SS Serving Kadai



Model : CS-SS001
SS Serving Sets



Model : CS-PH001
SS Panjab Handi

winterhalter

COMMERCIAL WAREWASHING SYSTEMS

CONVEYAR MODEL



HOOD MODEL



GLASS WASHER MODEL




Chandran Steels

DINING & TABLEWARES




Model : **CS-SPH001**
Square Snacks Plates



Model : **CS-FB001**
SS Fruit Bowl



Model : **CS-RC001**
Round Curry



Model : **CS-OIP001**
Oval Idly Plate



Model : **CS-SLI001**
Soup Ladle




Model : **CS-CT001**
SS Stand for Kadai & Handi




Model : **CS-SW001**
Round Curry Dish




Model : **CS-OPR001**
SS Oval Platter




Model : **CS-ST001**
Serving Tongs




Model : **CS-CSD001**
Oval Curry Dish



Model : **CS-SS001**
Deluxe Curry Dish




Model : **CS-SK001**
Special Katori Cups




Model : **CS-CSN001**
Chafing Laddles




Model : **CS-BT001**
Bar Snacks Tray



Model : **CS-OPX001**
Deep Oval Dish



Model : **CS-OBP001**
Oval Platter



Model : **CS-SI001**
Serving Laddles



Model : **CS-SMT001**
Square Snacks Plate



Scotsman



Scotsman
Ice Systems



EXPOBAR



AKASA

DINING & TABLEWARES




Model : CS-D001
SS Dustbin Perforated



Model : CS-FB001
Fruit Basket



Model : CS-BTS001
Bare Service Tray & Stand



Model : CS-GP001
Glass Pickle Set



Model : CS-RE001
Display Stand
Rectangle 3 tier



Model : CS-RC001
SS Round Container




Model : CS-BD001
Royal Butter Dish



Model : CS-PP001
Pickle Set Tabletop



Model : CS-BP001
Pickle Set Bridge



Model : CS-KTS001
SS Kai Thooku Small



Model : CS-DTS001
SS Deluxe Tea Set



Model : CS-MD001
7 Container Round



Model : CS-RDN001
Display Stand 3-Tier



Model : CS-LB001
SS Lunch Box



Model : CS-RBP001
Round Butter Dish



Model : CS-SSS001
Salad Sweet - Stand



Model : CS-CHS001
Chutney Stand 3 Tier



Model : CS-CT001
Catering Tiffin Carrier




Model : CS-MFB001
Sign Board




Model : CS-PBP001
Pav Bhaji Plate



Model : CS-PV001
Patti Vati




Model : CS-OP001
SS Oval Plates



Model : CS-PS001
5 in 1 Pickle Set



Model : CS-OCD001
Oval Curry Dish & Lid



Model : CS-SKD001
Square Curry Dish



Model : CS-KC001
SS Katori Cups



Model : CS-BFB001
Finger Bowl



Model : **CS-MP001**
Masala Box 9 Container



Model : **CS-FCR001**
Round Food Cover



Model : **CS- RK001**
SS Round Katori



Model : **CS-BT001**
Biting Tray



Model : **CS- TH001**
Toothpick Holder



Model : **CS-GB001**
Gravy Bowl



Model : **CS-SK001**
SS Special Katori



Model : **CS-AT001**
Ash Tray



Model : **CS-SP001**
Salt & Pepper Shaker



Model : **CS- SB001**
Soup Bowl



Model : **CS-ORB001**
Oval Roti Basket



Model : **CS-AN001**
Ash Tray S/M/L




Model : **CS-SB001**
Signage Boards



Model : **CS-AT001**
Ash Tray



Model : **CS-SH001**
SS Straw Holder



Model : **CS-SB001**
Signage Boards

MULTIFUNCTIONAL VEG-CUTTER

An all-in-one multi function veg-cutter slice, chop, dice or julienne vegetable and greens. Comes with a belt feed and hopper feed system at opposite ends which can be used simultaneously. special Vegetable Belt Cutting cum Dicing Machine Delivered with SS guide. SS Finish Fitted with a Conveyor belt for slicing application controlled by inverter and has Cast alloy feeder for Dicing Inbuilt in the machine.

FEATURES

- Conveyer belt system for bulk slicing fo vegetable
- Thin Sliced Vegetable can be processed
- Programmable Control Panel for adjusting the sizes
- Hopper System fo Slicing, Dicing and Julienne of bigger & Round Vegetables
- Small Hopper Provided Additionally for cutting Cucumber, Raddish, etc.
- Interchangeable Blade System For Various Shapes And sizes

Capacity : 300 - 1000kgs

Ideal For : Restaurants, Industrial Canteens, Hotels & Caterers



TECHNICAL SPECIFICATION

Model	ZETA A6
Capacity / Batch:	300-1000Kgs / 1 Hr
Electrical:	1.87 Kw, 220V 1Phase 1HP + 1HP + 0.5HP motors
Dimensions (WxDxH):	1220 x 570 x 1310 mm
Net Weight:	150 Kg

COOK WOK

CHANDRAN cook wok

Chandran Cook-wok's effective sauteing method aided by its unique mixing tool and technology makes large volume cooking very easy. With a painted Body, SS Stove with Auto Igniter & SS 304 Single Layer Bowl, Lid & Mixing Arm with SS Planetary Head Assembly, Cook-wok is the ultimate cooking machine.

FEATURES

- SS mixing tool, 4F Teflon mixing pad
- Direct / Thermal / Steam heating options
- Manual / Hydraulic tilting options
- LPG / Natural gas options
- Concealed burners
- Standard, Full SS Version available.
- Variable Speed Controller
- Bowl and Revolving Head Assembly are made of SS 304 Stainless Steel

Capacity : 50, 80, 150, 200, 250, 300, 400 & 500 Its

Ideal For : Restaurants, Industrial Canteens, Hotels & Caterers

TECHNICAL SPECIFICATION

Model	CCW 80	CCW 200	CCW 300 / H	CCW 400 / H
Capacity (Ltr.):	80	200	300	400
Electrical Specification:	1 HP / 220V / 1 Phase / 50 Hz	2 HP / 440V / 3 Phase / 50 Hz	2 HP / 440V / 3 Phase / 50 Hz	2 HP / 440V / 3 Phase / 50 Hz
Gas Consumption:	2.5 Kg / Hr	2.5 Kg / Hr	3.5 Kg / Hr	3.5 Kg / Hr
Bowl Dimension:	715 x 360 mm	910 x 460 mm	1000 x 550 mm	1120 x 570 mm
Dimension (WxDxH):	152x120x155cm	170x140x180cm	175x150x190cm	178x153x193cm
Type of Tilting:	Manual	Manual	Manual / Hydraulic	Manual / Hydraulic



SINKS

DINNER & TABLEWARES



Model : **CS-STSO01**
SS Single Tier Sink



Model : **CS-TITSU/S001**
SS Two Tier Sink With U/S



Model : **CS-TTS001**
SS Three Tier Sink



Model : **CS-CS001**
SS Corner Sink



Model : **CS-SWWT001**
SS Sink With Work Table



Model : **CS-LS001**
SS Large Sink



Model : **CS-TTS001**
SS Two Tier Sink



Model : **CS-SWS001**
SS Square Wall mounted Sink



Model : **CS-WBS001**
SS Washbasin Sink



Model : **CS-SWU/S001**
SS Two Sink with Work Table



Model : **CS-SWU/S001**
SS Sink with work table U/S




Model : **CS-SBR001**
SS Single Sink U/S



Model : **CS-BHJW001**
Water Jug Brass Handle




Model : **CS-CH001**
Cutlery Holder



Model : **CS-CSLL01**
Chafing Soup Ladle



Model : **CS-WJR001**
Water Jug-Matte




Model : **CS-WJH001**
Water Jug Mirror




Model : **CS-SPSS001**
Salt & Pepper Set



Model : **CS-TP1001**
Tooth Pick Bud Vase



Model : **CS-CBH001**
Champagne Bucket



Model : **CS-BB001**
Sigri Burner Stand




Model : **CS-SH001**
Straw Holder



Model : **CS-FBU001**
Finger Bowl



Model : **CS-WJM001**
Water Jug - Hammer



Model : **CS-DB1001**
Royal Desert Bowl



Model : **CS-TNB001**
Table Top Name Plate



Model : **CS-NP001**
Nanking Holder



Model : **CS-WJM001**
Water Jug Mini-Matt



Model : **CS-HSB001**
SS Hanging Sign Board



Model : **CS-HSR001**
SS Menu stand

DINING & TABLEWARES



Model : **CS-RBS001**
Revolving Buffet Set



Model : **CS-CS1001**
Cake Stand




Model : **CS- ICC001**
Ice Cream Cup



Model : **CS-PDS001**
Pickle Dish Special



Model : **CS-SB001**
Soup Bowl




Model : **CS-RIC001**
Royal Ice Cream Cup




Model : **CS- SW001**
Snack Warmer



Model : **CS-GSB001**
SS Gravy Bucket



Model : **CS-SBM001**
Sauce Boat Mirror



Model : **CS-SW001**
Snack Warmer



Model : **CS- TTH001**
Table Top Tandoori Stick



Model : **CS-PDM001**
Pickle Dish - Mirror



Model : **CS-ICC001**
Ice Cream Container



Model : **CS-IBP001**
Ice Bucket Plain



Model : **CS-IBR001**
Ice Bucket - Ribbed



Model : **CS-CB001**
Champagne Bucket



Model : **CS-NBH001**
Hammered Nut Bowl



Model : **CS- AB001**
SS Arabian Bowl

Model	No of Door	External Dimension (mm)	Internal Dimension (mm)	Temperature °c	Net Volume (Litres)	Voltage	Frequency	Power Consumption
BD -100	Single Door	635*565*870	616*506*830	≤ 18 C ⁰	102	220v	50Hz	1.2kw/day
BD -200	Single Door	915*645*870	860*540*826	≤ 18 C ⁰	200	220v	50Hz	2kw/day
BD -300	Single Door	1116*604*845	1356*760*825	≤ 18 C ⁰	282	220v	50Hz	2kw/day
BD -420	Double Door	1116*604*845	1356*760*880	≤ 18 C ⁰	420	220v	50Hz	2kw/day
BD - 550	Double Door	2006*780*850	1683*60*825	≤ 18 C ⁰	89	220v	50Hz	3.2kw/day
BD - 650	Double Door	1759*780*880	1930*760*825	≤ 18 C ⁰	98	220v	50Hz	3.8kw/day

Model	No of Door	Dimension (mm)	Weight	Temperature °c	Net Volume (Litres)	Voltage	Frequency	Power Consumption
CSV2C	Double Door	620*760*1955	105	≤ 2 C ⁰	500	220v	50Hz	3kw/day
CSV2F	Double Door	1220*760*1955	105	≤ 2 C ⁰	500	220v	50Hz	3.5kw/day
CSV4C	Four Door	1220*760*1955	177	≤ 18 C ⁰	1000	220v	50Hz	4kw/day
CSV4F	Four Door	1220*760*1955	177	≤ 2 C ⁰	1000	220v	50Hz	1.2kw/day
CSV6 F / C	Four Door	1220*760*1955	195	≤ 2 C ⁰	500+500	220v	50Hz	5kw/day
CSV4C	Six Door	1940*760*2060	201	≤ 2 C ⁰	1500	220v	50Hz	4.5kw/day
CSV6 F / C	Four Door	1220*760*1955	195	≤ 2 C ⁰	500+500	220v	50Hz	5kw/day
CSV6 F / C	Four Door	1220*760*1955	195	≤ 2 C ⁰	500+500	220v	50Hz	5kw/day

Model	No of Door	Dimension (mm)	Compressor	Temperature °c	Net Volume (Litres)	Voltage	Frequency	Power Consumption
CSU2C	Double Door	1400*700*850	Danfoss	≤ 2 C ⁰	320	220v	50Hz	3.5kw/day
CSU2F	Double Door	1400*700*850	Danfoss	≤ 2 C ⁰	320	220v	50Hz	4kw/day
CSU3C	Three Door	1875*700*850	Danfoss	≤ 2 C ⁰	500	220v	50Hz	4.5kw/day
CSU2F	Three Door	1875*700*850	Danfoss	≤ 2 C ⁰	500	220v	50Hz	5kw/day



Model	No of Door	Dimension (mm)	Compressor	Temperature °c	Net Volume (Litres)	Voltage	Frequency	Power Consumption
SD -100	Single Door	650*590*875	Donper	≤ 18 C ⁰	100	220v	50Hz	1.2kw/day
SD -200	Double Door	1130*605*865	Donper	≤ 18 C ⁰	200	220v	50Hz	2kw/day
SD - 300	Double Door	1310*680*990	Danfoss	≤ 18 C ⁰	300	220v	50Hz	4.5kw/day
SD -400	Double Door	330*760*950	Donper	≤ 18 C ⁰	400	220v	50Hz	4kw/day
SD -500	Double Door	1525*807*880	Donper	≤ 18 C ⁰	500	220v	50Hz	5kw/day

DINING & TABLEWARES


DINING & TABLEWARES



Model : CS-TSM001
SS Thali Set Mickey Mouse Set



Model : CS-STSH001
Sovereign hammered Thali



Model : CS-DTSH001
Deloex Thali Hammered



Model : CS-TSHF001
SS Hammered Thali Set



Model : CS-TSM001
SS Matt Thali Set



Model : CS-JK001
Jalebi Kadai



Model : CS-TS001
SS Tops set



Model : CS-HS001
SS Handi w/Lid



Model : CS-MP001
Mixture Plate



Model : CS-ROG001
Royal Water tumbler



Model : CS-LASS001
SS Lid



Model : CS-RP001
SS Round Plate




Model : CS-DP001
SS Dinner Plate




Model : CS-TS001
SS Tali Set

COPPER WARES



Model : **CS-ST001**
Sovereign Thali Set




Model : **CS-CRED001**
Copper Round Dish




Model : **CS-FP001**
Full Plate




Model : **CS-CH001**
Copper Handi




Model : **CS-SK001**
Copper Serving Kadai



Model : **CS-CST001**
Copper Serving Tawa



Model : **CS-CGB001**
Copper Gravy Bucket



Model : **CS-PD1001**
Copper Pickle Dish



Model : **CS-ASB001**
Arabian Soup Bowl Set



Model : **CS-HCC001**
Handi Copper Coated



Model : **CS-TCS001**
Copper Thali Set




Model : **CS-COP001**
Copper Oval Platter




Model : **CS-RCP001**
Royal Copper Pickle Set




Model : **CS-CBS001**
Copper Burner Stand



Model : **CS-KMF001**
Kadai M/F & CB



Model : **CS-CSH001**
Copper Serving Handi




Model : **CS-CBS001**
Copper Burner Stand



Model : **CS-CBSP001**
CB Sauce Pan Set



Model : **CS-CBT001**
Copper Bottom Tops



Model : **CS-BC001**
Bull Lock Cart Stand



I/BSP - DS 500



I/BSP - BS31



DOUGH DIVIDER

Model	Speed Whisk	External Dimension (mm)	Internal Dimension (mm)	Capacity (L)	Input Power (w)	Mix Hour Capacity (Kg)	Mix Dough Capacity (Kg)	Voltage (v)	Frequency	Net Weight
I/BSP -BM5N	852	350*230*400	616*506*830	5.5	300	2.5	2.5	220 -240	50Hz	24
I/BSP -BM7N	917	400*420*690	540*450*840	7.5	325	3.5	0.5	220 -240	50Hz	29
I/BSP -BM10N	480	400*250*410	480*300*500	10	600	2.5	50% Water	220 -240	50Hz	62
I/BSP -BM40N	520	930*730*1470	720*650*1600	38	1500	8	50% Water	220 -240	50Hz	215
I/BSP -BM60N	334	1000*820*600	720*650*1600	38	2200	25	50% Water	380	50Hz	425
I/BSP -SM30D	20 / 23	850*430*940	910*550*1040	28	1300 / 1700	12.5	50% Water	380 - 415	50Hz	167
I/BSP -SM40D	24/12	930*490*1160	1110*590*1290	45	200 / 1800	20	50% Water	380 - 415	50Hz	256
I/BSP -SM50D	240/12	1020*590*1170	1110*640*1290	66	2800 / 3600	25	50% Water	380 - 415	50Hz	275
I/BSP -SDD20M	260	710*500*780	830*540*930	23	1800	26	50% Water	220 -240	50 / 60Hz	150
I/BSP -SDD30D	260	710*500*780	830*540*930	34	1800	26	50% Water	220 -240	50 / 60Hz	216

Model	Machine Dimension (mm)	Packing Dimension (mm)	Conveyer Belt (mm)	Conveyer Belt (Length)	Wattage	Voltage (v)	Frequency	Net Weight
BSP -DS5500	2540*910*1150	1090*730*1270	500	20	400	380 - 480 / 3	50Hz	235

Model	Machine Dimension (mm)	Capacity (Pcs)	Wattage	Voltage (v)	Frequency	Net Weight
I/BSP -BS31	650*740*780	31	250	220 - 240	50Hz	82

Model	Outer Dimension (mm)	Packing Dimension (mm)	Capacity (Kg / Hr)	Wattage	Voltage (v)	Power (w)	Thermal Load	Net Weight
I/BSP -BS31	950*700*510 (H)	1050*770*660	10	250	220 - 240 / 1		30mJ/h	55
I/BSP - G60-1	1310*970*658 (H)	1400*1040*780	20	250	220 - 240 / 1	60	60mJ/h	135kg
I/BSP - G120-2	1310*970*1550(H)	1400*1040*1710	40		220 - 240 / 1	120	120mJ/h	265kg
I/BSP - G180-2	1310*970*1785(H)	1410*1040*1910	60		220 - 240 / 1	180	180mJ/h	350kg
I/BSP - G270-3	1730*970*1785(H)	1830*1050*1940	90		220 - 240 / 1	180	270mJ/h	430kg
BSP-1B+12PF-G	1310*960*1459(H)	1410*1050*1660	-		220 - 240 / 1	1660	60mJ/h	202kg
BSP-2B+8PF-G	1310*960*1459(H)	1410*1050*1660	-		220 - 240 / 1	1720	120mJ/h	282kg
BSP-2B+8PF-G	1310*960*1459(H)	1410*1050*1660	-		220 - 240 / 1	1720	120mJ/h	282kg

Model	Machine Dimension (mm)	Capacity (Kg / Hr)	Wattage	Voltage (v)	Thermostat	Net Weight
I/BSP - E6KW-1N	920*640*410	20	3000	220 - 240	20C~ 300C ⁰	68kg
I/BSP - E3KW-1N	1220*800*500	40	6000	220 - 240	20C~ 300C ⁰	68kg
I/BSP - E13KW-1N	1220*800*1190	10	13000	220 - 240	20C~ 300C ⁰	125kg
I/BSP - E20KW-1N	1220*800*1670	60	20000	380 - 415 / 1	20C~ 300C ⁰	175kg
I/BSP - E25KW-1N	1640*800*1440	90	25000	380 - 415 / 1	20C~ 300C ⁰	300kg



Chandran Steels
Hospitality | Consultancy | Management

BAKERY EQUIPMENTS



I/BSP- BM5 I/BSP- BM7 I/BSP- BM10 I/BSP- BM40 I/BSP- BM60

PLANETARY MIXERS rotated on their own axis, they orbit the mix vessel on a common axis. The blades continuously advance along the periphery of the vessel, removing the material from the vessel wall and transporting it to the interior. This enables a homogeneous and emulsified output of contents useful for food and pharmaceutical industries.



I/BSP- SM30D BSP- SDDM30M

SPIRAL MIXERS are designed specifically for high quality dough needs of commissaries bakeries and large pizzerias. Dual movement of the vessel and the kneader provides a consistent mix and reduced oxidization. Spiral Mixers are wheel mounted with sturdy construction and 2 speed controls for the kneader and the vessel with exceptional ability to mix small and large dough quantities.



BSP- E3KW-1N I/BSP- G120-2 I/BSP- G180-3 BSP- E20KW-3N

OVENS are constructed to attain high temperatures in short time thereby conserving power and /or LPG and with thermal insulation. ovens are available in single tier suitable for home based entrepreneurs and multi tiers suitable for home and industrial applications.

ALUMINUM & BRASS WARES



Model : CS-BDH001 Model : CS- IS001 Model : CS-MC001 Model : CS-K001 Model : CS-RS001
 Biryani Deksha Indol Stainer SS Milk Can SS Kadai Rice Stainer

Model : CS-LT001 Model : CS- ISB001 Model : CS-CP001 Model : CS-CIK001 Model : CS-S001
 Indol Tex Indo Idly steam Box Copper Pots Cast Iron Kadai SS Stainer

Model : CS-IP001 Model : CS- IT001 Model : CS-BB001 Model : CS- CSH001
 Idly Paanai Indol Kalai Brass Basin Conical Stainer

Model : CS-HBM001 Model : CS-BCD001 Model : CS-NCW001 Model : CS-AMCF001 Model : CS-OBK001
 SS Hot Box Brass Cooking Dish N/S Chinese Wok Aluminum Milk Can Brass Kuthuvilakku

CHAFFING & DISH



DISPLAY COUNTER



Model : **CS-SDCO001**
SS Salad Display Counter



Model : **CS- CDCO001**
SS Chocolate Display Counter



Model : **CS-MBDCO001**
Marble Base Display Counter



Model : **CS-FDCO001**
Food Display Counter



Model : **CS-CWDCO001**
Food Warmer Display Counter



Model : **CS- CDCO001**
Chocolate Display Counter



Model : **CS-CDCO001**
SS Cold Display Counter



Model : **CS-CDCO001**
Cold Display Counter



Model : **CS-MBDCO001**
Marble Base Curved Display Counter



Model : **CS-CDCO001**
SS Chocolate Display Counter



Model : **CS-PCDCOT001**
SS Pastry Cake Display Counter



Model : **CS- CDCO001**
SS Cake Display Counter



Model : **CS-RGDC001**
SS Removable Glass Display Counter



Model : **CS-CHLD001**
SS Curved Hot Lilly Display Counter



Model : **CS-RDC001**
SS Refrigerated Display Counter



Model : **CS- RDCO001**
SS Arc Shape Bank Open Counter



Model : **CS- CDC001**
SS Curved Display Counter



Model : **CS-RD001**
Rectangle Dish




Model : **CS- RLT001**
Rectangle Lift Top



Model : **CS-RHD001**
Round Hydraulic Deluxe



Model : **CS-RS001**
Round Special



Model : **CS-RTBH1001**
Round Roll Top w/Brass Handle




Model : **CS- RLT001**
Round Lift Top



Model : **CS-SH001**
Hydraulic Square



Model : **CS-HDR001**
Round Hydraulic



Model : **CS-TLWS1001**
Round Lift Top Wire Stand



Model : **CS- SLT1001**
Square Lift Top



Model : **CS-RHG001**
Hydraulic w/Glass



Model : **CS-RLTD001**
Lift Top Deluxe



Model : **CS-SS001**
SS Soup Station



Model : **CS-RTCD001**
Top Rectangle 2 Tier



Model : **CS- RHG001**
Hydraulic w/Glass



Model : **CS-RRLT001**
Royal Round Lift Top




Model : **CS-PRLTD001**
Prince Rectangle Lift Top



Model : **CS-RRLT001**
Royal Round Lift Top



Model : **CS- MBDCO001**
Table Top Square Display Counter



Model : **CS-CDCO001**
Cold Salad Display Counter



Model : **CS-CDCO001**
Cold Salad Display Counter



Model : **CS-CDCO001**
Combi Display Counter



Model : **CS- CWDCO001**
Food Warmer Display Counter



Model : **CS-FOCDCO001**
Front open Cake Display Counter



Model : **CS-MBDCO001**
Table Top Curved Display Counter




Model : **CS-MBDCO001**
Table Top Curved Display Counter



Model : **CS-FCODCO001**
Front Open Cake Display Counter

DISPLAY COUNTER



Model : CS-PDC001
SS Patisserie Display Counter



Model : CS-MDCO001
SS Marble Display Counter



Model : CS-DCSO001
SS Side Open Display Counter



Model : CS-DCWO001
SS Display Counter W/Wamer




Model : CS-MDCWO001
SS Marble Cake Display Counter



Model : CS-CDC001
SS Bent Display Counter

DISPLAY COUNTER



Model : CS-CD1001
Rectangle Roll Top
with Ashoka Brass Leg



Model : CS-CD1001
Rectangle Roll Top
with Ashoka Brass Leg



Model : CS-RRTABL1001
Round Roll Top with
Square legs



Model : CS-RRTTBL001
Round Roll Top with
Taj Brass legs



Model : CS-RRTABL3001
Rect Roll Top with
Ashoka Brass legs



Model : CS-CD1001
Round Roll Top
with Square Leg




Model : CS-RRTAL1001
Round Roll Top with
Ashoka Brass legs



Model : CS-CD1001
Rect Roll Top with
Ashoka Brass legs



Model : CS-RTL001
Rect Lift Top With
A Model Leg



Model : CS-CD001
Copper Chafing Dish



Model : CS-RLT001
Rectangle Lift Top



Model : CS-CD1001
Round Lift Top With
Maurya Brass Legs



Model : CS-CD1001
2/1 Chafing Dish



Model : CS-RCD001
Copper Royal Chafing Dish



Model : CS-A001
Aristocrat M :Copper/SS




Model : CS-RT001
Roll Top w/Brass Handle




Model : CS-RCD001
Copper Round Chafing Dish



Model : CS-CD1001
Round Roll Top With
Counter Fitting System




Model : CS-RCD001
Copper Royal Chafing Dish



Model : CS-RLVBD1001
Rect Lift Top With
Victoria Brass



Model : CS-RRTABL1001
Rectangle Roll Top with
Ashoka Brass legs



Model : CS-CD1001
Round Lift Top With
Maurya Brass Legs




Model : CS-RCDOSC001
Rect Chafing Dish With
One Soup Container Model



Model : CS-CD1001
Rect. Roll Top With "A"
Model Steel Leg



Model : CS-RRTABL001
Rect Chafing Dish With
One Soup Container




Model : CS-MDCO001
Round Roll Top With
Counter Fitting System













































Model : CS-RLTMBL001
Rect Lift Top With
Maurya Brass legs



Model : CS-BC001
Brass Chafing Dish



 Model : CS-PRM1001 Plaza Rock M1	 Model : CS-PRM2001 Plaza Rock M2	 Model : CS-VR001 Victoria Rock	 Model : CS-PHB001 Patio Hi Bal	 Model : CS-TR001 Tiara Rock	 Model : CS-SR001 Studio Rock
 Model : CS-IR001 Ivory Rock	 Model : CS-TR001 Tango Rock	 Model : CS-UHB001 Unity Hi Bali	 Model : CS-SM001 San Marino	 Model : CS-CR001 Capri Rock	 Model : CS-TR001 Tulip Rock
 Model : CS-MBM001 Mucich Beer Mug	 Model : CS-PBM001 Play Beer Mug	 Model : CS-P001 Pilsner	 Model : CS-P001 Pilsner	 Model : CS-IM001 Imperial	
 Model : CS-MB001 Madison Burgundy	 Model : CS-MB001 Madison Burgundy	 Model : CS-MRW001 Madison Red Wine	 Model : CS-MWW001 Madison white Wine	 Model : CS-MFC001 Madison Flute Champagne	
 Model : CS-MC001 Madison Cocktail	 Model : CS-LRW001 Lexington Wine	 Model : CS-LWW001 Lexington White Wine	 Model : CS-LFC001 Lexington Flute Champagne	 Model : CS-IHB001 Ivory Hi Bali	

 Model : CS-BTC001 Bakery Table & Chair	 Model : CS-DCC001 Dining Comfy Chair	 Model : CS-RWDC001 Royal Wooden Dining Chair	 Model : CS-DWCO001 Dining Wood Chair	 Model : CS-CWDC001 Annapoorna Chair	 Model : CS-BC001 Annapoorna Chair
	 Model : CS-DSCC001 Dining Special Comfy Chair	 Model : CS-BC001 SS Bakery Chair	 Model : CS-ST001 SS Dining Table	 Model : CS-TFM1001 SS & MS Table Frames M1	 Model : CS-SST001 Square Table
 Model : CS-BT001 Bakery Table	 Model : CS-TFM2001 SS & MS Table Frames M2	 Model : CS-SPBT001 Single Post Bakery Table	 Model : CS-DS001 Dining Table Set	 Model : CS-SPT001 SS Single Post Table	
 Model : CS-SWT001 SS Working Table	 Model : CS-MHT001 SS Mess Hall Table	 Model : CS-WT1001 SS Working Table	 Model : CS-TFM3001 SS & MS Table Frame M3	 Model : CS-PT001 Panthi Table	 Model : CS-BTFM3001 SS & MS Bakery Table Frames



Model : **CS-CST001**
Cloth Serving Trolley



Model : **CS-CRED001**
Veg Storage Trolley



Model : **CS-GCT001**
Gn Containers Trolley



Model : **CS-3ST001**
Three Tier Cleaning Trolley




Model : **CS-CT001**
Container Trolley



Model : **CS-CST001**
Waste Collecting Trolley



Model : **CS- PRT001**
Plate Rack Trolley



Model : **CS-DOT001**
Deck Oven Container Trolley



Model : **CS-TCT001**
2 Tier Cleaning Trolley



Model : **CS-CT001**
Container Trolley



Model : **CS-DB1001**
Two Post Table Trolley



Model : **CS- SR001**
Storage Rack




Model : **CS-MT001**
Multipurpose Trolley



Model : **CS- PRT001**
Plate Rack Trolley



Model : **CS-CT001**
2 Shelf Cleaning Trolley



Model : **CS-DB1001**
Cleaning Trolley



Model : **CS-RSW001**
Vessel Trolley



Model : **CS-HDR001**
SS Vessel Trolley



Model : **CS-CSPT001**
Plate Trolley



Model : **CS-RSW001**
Vessel Trolley



Model : **CS-SL001**
Soup Ladle



Model : **CS- ST001**
Slotted Turner



Model : **CS-SK001**
Skimmer



Model : **CS-CS001**
Cooking Spoon



Model : **CS-SP001**
Slotted Spoon



Model : **CS-Ss001**
Spaghetti Server



Model : **CS- ICS001**
Ice Cream Scoop



Model : **CS-PC001**
Pizza Cutter



Model : **CS-PM001**
Potato Masher



Model : **CS-P001**
Peeler



Model : **CS-CS001**
Cheese Slicer



Model : **CS- MB001**
Mellow Baller



Model : **CS-GP001**
Garlic Press



Model : **CS-BO001**
Bottle Opener



Model : **CS-FG001**
Flat Grater



Model : **CS-CG001**
Cheese Grater



Model : **CS- EW001**
Egg Whisk



Model : **CS-PC001**
Pizza Cutter



Model : **CS-P001**
Peeler



Model : **CS-MT001**
Meat Tenderizer



Model : **CS-AMP001**
Aluminum Muffin Pans



Model : **CS-RCP001**
Rectangle Cake Pan



Model : **CS-FSCP001**
Flower Shape Cake Pan



Model : **CS-LBPD001**
Loose Bottom Pie Dish



Model : **CS-TMP001**
Teflon Muffin Pans



Model : **CS-FSCP001**
Flower Shaped Cake Pan



Model : **CS-SSCP001**
Star Shaped Cake Pan



Model : **CS-NSRP001**
N/S Round Spring Pan



Model : **CS-SSCP001**
Square Shaped Cake Pan




Model : **CS-FSCP001**
Flower Shaped Cake Pan



Model : **CS-SP001**
Serving Plate



Model : **CS-HSSP001**
Heart Shaped Spring Form Pan



Model : **CS-SC001**
Design Cutters



Model : **CS-CSCOP001**
Care Shaped Cake Pan



Model : **CS-RCBP001**
Round Cake Baking Pan



Model : **CS-BBP001**
Bread Baking Pan



Model : **CS-MJ001**
Measuring Jug



Model : **CS-TBCP001**
Teddy Bear Cake Pan



Model : **CS-SCB001**
Storage Cane Basket



Model : **CS-RBBW001**
Round Bread Basket With Handle



Model : **CS-BBR001**
Bread Basket Round



Model : **CS-BBDS001**
Bread Basket With Display Stand




Model : **CS-RSCB001**
Round Storage Cane Basket



Model : **CS-BB001**
Buffet Basket



Model : **CS-BBR001**
Bread Basket Round



Model : **CS-BBFS001**
Bread Basket Food Fruit



Model : **CS-RTCBR001**
Roll Top Cane Basket



Model : **CS-BRB001**
Bamboo Roti Basket



Model : **CS-BSH001**
Bread Stick Holder



Model : **CS-STBO001**
Storage Baskets



Model : **CS-BRR001**
Basket W/Rec Roll Top



Model : **CS-BB001**
Bread Basket Ova



Model : **CS-BBR001**
Bread Basket Round & Oval



Model : **CS-BBRS001**
Bread Basket With Stand



Model : **CS-TBT001**
Two / Four /Six Bread Toaster



Model : **CS-MC001**
Meat Cutter




Model : **CS-TTES001**
Table Top Electric Salamander



Model : **CS-BS001**
Bread - Sheeter 520mm



Model : **CS-SSE001**
Single / Double Electric Salamander



Model : **CS-BS001**
Table Top Bread Slicer




Model : **CS-BS001**
Bread Slicer Big



Model : **CS-BS001**
Bread-Sheeter 640mm



Model : **CS-CF001**
Dough Cutter Scraper



Model : **CS- CF001**
Chocolate Fountain



Model : **CS-CCO01**
Cooking Cutter




Model : **CS-FBP001**
Fluted Baking Pan




Model : **CS-RBR001**
Rec Baking Pan



Model : **CS-L001**
Lifter



Model : **CS- SL001**
Scraper Lifter



Model : **CS-TBP01**
Teflon Baking Pan



Model : **CS-DSBP001**
Dinosaur Shaped Baking Pan




Model : **CS-N001**
Nossils



Model : **CS-S001**
Scraper




Model : **CS- OTL001**
Oven Tray Lifter



Model : **CS-LF001**
Loaf Pans




Model : **CS-SPS001**
Measure Cup Set




Model : **CS-PC001**
Pizza Cutter




Model : **CS-BW001**
Baloon Whisk



Model : **CS- SS/PC001**
SS / PC Scraper



Model : **CS-MPS001**
Mixing Bowl Set



Model : **CS-ABP001**
Aluminum Baking Pans



Model : **CS-SCCM001**
Silicon Cup Cake Mould

BAKERY EQUIPMENT




Model : CS- SBR001
SS Single Burner Range



Model : CS-DBR001
SS Double Burner Range



Model : CS-TBR001
SS Three Burner Range



Model : CS- GIS001
Chinese Range W/Pipe



Model : CS-FBR001
SS Four Burner



Model : CS-DR001
SS Dosa Range With Splash



Model : CS- GIS001
Gas Idly Steamer



Model : CS-TP001
SS Tandoori Pot



Model : CS-TP001
SS Square Tandoori Pot

JUICE BLENDER



Model : CS-JEM001
Hand Juice Extraction M2



Model : CS-DJB001
Double Juice Blender




Model : CS-DJB001
Double Juice Blender



Model : CS-HJEM001
Hand Juice Extraction M1



Model : CS-JEM4001
Juice Extraction M4



Model : CS-JEM001
Juice Extraction M1



Model : CS-JEM001
Juice Extraction M2



Model : CS-JEM3001
Juice Extraction M3



Model : CS-JEM5001
Juice Extraction M5



Model : CS-AOJM4001
Auto Orange Juice Blender M4



Model : CS-AOJM2001
Auto Orange Juice M2




Model : CS-AOJM001
Auto Orange Juicer M1



Model : CS-AOJM3001
Auto Orange Juice M4


JUICE BLENDER



Model : CS-BJBM4001
Auto Orange Juice Blender M4



Model : CS-BJBM001
Beverage Juice Blender M1



Model : CS-BJBM2001
Beverage Juice Blender M3



Model : CS-BJBM3001
Beverage Juice Blender M3



Model : CS-BJBM8001
Auto Orange Juice Blender M8



Model : CS-BJBM5001
Auto Orange Juice Blender M5



Model : CS-BJBM6001
Auto Orange Juice Blender M5



Model : CS-BJBM7001
Auto Orange Juice Blender M7



Model : CS-BJBM9001
Auto Orange Juice Blender M9


JUICE DISPENSER & BLENDER



Model : **CS-BBP001**
Juice Extractor



Model : **CS-DJD001**
Double Juice Dispenser



Model : **CS-001**
Mini Beverage Dispenser



Model : **CS-LBPD001**
Juice Dispenser Economy



Model : **CS-SJD001**
Single Juice Dispenser



Model : **CS-SSCP001**
Single Cereal Dispenser



Model : **CS-NSRP001**
Double Head Cereal Dispenser



Model : **CS-SSCP001**
Rotating Three Head Cereal Dispenser



Model : **CS-MD001**
Milk Dispenser



Model : **CS-CU001**
Coffee Urn



Model : **CS-SP001**
Single Drink Mixer



Model : **CS-SC001**
Double Stand Drink Mixer



Model : **CS-MJ001**
Triple Pump Sauce Dispenser



Model : **CS-TMP001**
Milk Juice Dispenser



Model : **CS-REC001**
900/700 Range Electric Cooker



Model : **CS-RHP001**
900/700 Range Hot Plate



Model : **CS-GIS001**
900/700 Range Elec.Cooker



Model : **CS-REC001**
900/700 Round Elec.Cooker



Model : **CS-REC001**
900/700 Round Elec.Cooker



Model : **CS-RPCS001**
6 Range Pasta Cooker



Model : **CS-ECH001**
900/700 Electric Ceramic Hob



Model : **CS-REC001**
4 Pasta Cooker



Model : **CS-REC001**
4 Round Elec.Cooker



Model : **CS-TTB001**
Table Top Burner



Model : **CS-GR4B001**
Gas Range with 4Burner & Oven



Model : **CS-DTTF001**
Double Table Top Fryer



Model : **CS-GRBC001**
Gas Range With 4 Burner & Oven



Model : **CS-GGC001**
Gas Griddle With Cabinet



Model : **CS-GIS001**
Gas Heat Radiation Grill With Cabinet




Model : **CS-CRS001**
Chinese Range



Model : **CS-CDI001**
Electric Shawarma (Adjustable)



Model : **CS-R001**
Rotisserie



Model : **CS-GIS001**
Electric Rotisserir



Model : **CS-SGF001**
Single Gas Fryer



Model : **CS-DGF001**
Double Gas Fryer



Model : **CS-DGF001**
Double Gas Fryer



Model : **CS-TTFS001**
Table Top Fryer



Model : **CS-TTGR001**
Table Top Griddle (Full Ripper)



Model : **CS-TTG001**
Table Top Griddle (Full Smooth)



Model : **CS-GIS001**
Table Top Griddle 1/2smooth, 1/2 ribber



Model : **CS-CG001**
Double Contact Griller



Model : **CS-SCG1001**
Single Contact Griller

KITCHEN EQUIPMENTS

HOUSE KEEPING



Model : CS-MSM001
Meat Slicer Machine



Model : CS-BJBM9001
Auto Orange Juice Blender M79




Model : CS-BJBM9001
Auto Orange Juice Blender M79



Model : CS-SMM2001
Sausage Machine Model



Model : CS-BJBM9001
Auto Orange Juice Blender M79



Model : CS-MSM1001
Meat Slicer Machine Model



Model : CS-BJBM9001
Auto Orange Juice Blender M79



Model : CS-SMM2001
Sausage Machine Model 1



Model : CS-PM001
Pasta Machine



Model : CS-BJBM9001
Auto Orange Juice Blender M79



Model : CS-BJBM9001
Auto Orange Juice Blender M79



Model : CS-KMM001
Kheema Manul Machine



Model : CS-BJBM9001
Auto Orange Juice Blender M79



Model : CS-BJBM9001
Auto Orange Juice Blender M79



Model : CS-BJBM1001
Bone Saw Machine Model 1



Model : CS-EKM001
Electric Kheema Machine



Model : CS-SM001
Sausage Machine



Model : CS-PS001
Pasta Machine



Model : CS-BSM001
Bone Saw Machine




Model : CS-SM001
Samosa Machine



Model : CS-JCC001
Janitorial Cart With Cover



Model : CS-FCTK001
Floor Cleaning Trolley Kit



Model : CS-JSK001
Janitorial Sanitation Kit



Model : CS-SC001
Service Cart



Model : CS-WS001
Warning Signature



Model : CS-CCT001
Carpet Cleaning Trolley




Model : CS-FCT001
Floor Cleaning Trolley



Model : CS-CMFCT001
Double Mop Floor Cleaning Trolley



Model : CS-WKC001
House Keeping Chemical



Model : CS-LMW001
Looped End Wet Mops



Model : CS-LDMH001
Looped Dust Mop With Handle




Model : CS-CEWM001
Cut End Wet Mop



Model : CS-MB001
Mop Bucket



Model : CS-LST001
Laundry Service Trolley



Model : CS-LST001
Laundry Service Trolley



Model : CS-FCB001
Floor Cleaning Brushes



Model : CS-WFMH001
Wet Mop Frame & Handles



Model : CS-WBHHB001
Warning Broom Handle Held With Brush

DUSTBINS



Model : **CS-PB001**
SS Pedal Bins



Model : **CS-HPB001**
SS Half Perforated Bin



Model : **CS-ATB001**
SS ASH Trash Bins



Model : **CS-LFD2001**
Leather Finish Dustbin



Model : **CS-CFB001**
Copper Finish Bins



Model : **CS-SBR001**
SS Pedal Bins



Model : **CS-RPB001**
SS Round Perforated Bin



Model : **CS-ATB001**
SS ASH Trash Bins



Model : **CS-RRPB001**
SS Round Perforated Pedal Bin



Model : **CS-PB001**
SS Plain Bins



Model : **CS-RRPPB001**
SS Round Perforated Pedal Bin




Model : **CS-OD001**
SS Oven Dustbins



Model : **CS-SB001**
SS Swing Bins




Model : **CS-ASC001**
Antique Silver & Copper



Model : **CS-PWDBR1001**
Plastic Wheeled Dustbin




Model : **CS-DD001**
Dustbin Domo 60



Model : **CS-D10LD001**
Dust110 L Dustbin



Model : **CS-SLGWB001**
Swing Lid Garbage Waste Dustbin



Model : **CS-SWBFL001**
Storage Waste Bin With Flat Lid



Model : **CS-PWDB001**
Plastic Wheeled Dustbin



Model : **CS-REC001**



Model : **CS-BC001**
Bulk Cooker



Model : **CS-SV001**
Sambar Vessel



Model : **CS-DGF001**
Rice Washer



Model : **CS-RHP001**



Model : **CS-CGC001**
Conventional Grinder with Cylinder



Model : **CS-CRS001**



Model : **CS-TTFS001**
Sugarcane Machine



Model : **CS-CM001**
Commercial Mixer



Model : **CS-TTB001**
Coconut Scrapper



Model : **CS-KMM001**
Khemma Mincing Machine



Model : **CS-MG001**
Masala Grinder



Model : **CS-K001**
Kettle



Model : **CS-RR001**
Romali Range



Model : **CS-IS001**
Idly Steamer



Model : **CS-MS001**
Meat Slicer



Model : **CS-MOM001**
Mechanical Omapodi Machine



Model : **CS-HOM001**
Hydraulic Omapodi Machine



Model : **CS-MM001**
Murukku Machine



Model : **CS-CM001**
Candy Machine



Fully Automatic Chapati Machine

MOTOR : ½ HP Single or Three phase motor.

- Ⓜ Produces 1500 to 2000 units per hour
- Ⓜ Machine can be widely applied in Food Processing Industry
- Ⓜ Suitable for the Bulk production process of Chapati, Pori, Appalam, Thatta Murukku, Samosa Sheets and Pathiri

FEATURES

- Ⓜ Conveyor Belt
- Ⓜ powered with an 1 HP DC Motor
- Ⓜ Comes with a Sturdy Stainless Steel Body



Semi Automatic Chapati Machine

MOTOR : ½ HP Single or Three phase motor.

- Ⓜ Produces 700 to 1200 units per hour
- Ⓜ Machine can be widely applied in Food Processing Industry
- Ⓜ Suitable for the Bulk production process of Chapati, Pori, Appalam, Thatta Murukku, Samosa Sheets and Pathiri

FEATURES

- Ⓜ Table Top Model
- Ⓜ Thickness of Chapathi can be adjustable
- Ⓜ Size of Chapathi Starts from 3" diameter to 8"



Dough Ball Cutting Machine

- Ⓜ Produces 2000 Balls per hour
- Ⓜ Machine Running on Pneumatic System Running Cost is Too Low
- Ⓜ Suitable for the Bulk production process of Chapati, Pori, Appalam, Thatta Murukku, Samosa Sheets and Pathiri

FEATURES

- Ⓜ Handling Is Easy
- Ⓜ Save Labor Cost
- Ⓜ Maintenance Cost Is Too Low



Chapati Machine

MOTOR : ½ HP Single or Three phase motor.

- Ⓜ Produces 700 to 1200 units per hour
- Ⓜ Machine can be widely applied in Food Processing Industry
- Ⓜ Suitable for the Bulk production process of Chapati, Pori, Appalam, Thatta Murukku, Samosa Sheets and Pathiri

FEATURES

- Ⓜ Table Top Model
- Ⓜ Thickness of Chapathi can be adjustable
- Ⓜ Size of Chapathi Starts from 3" diameter to 8"

Model : CS-FC001 SS Four Container	Model : CS- RDFW001 Round Display Food Warmer	Model : CS-TFWS01 Three Pan Food Warmer With Splash	Model : CS-FW001 Food Warmer	Model : CS-HCB001 Hot Cupboard Bainmarie
Model : CS-SC001 SS Six Container	Model : CS- BW001 Bainmarie with Warmer	Model : CS-EDBB001 Electric Display Bainmarie	Model : CS-SCFW001 Six Container Food Warmer	Model : CS-TEB001 Tabletop Electric Bainmarie
Model : CS-SPFW001 Six Pan Food Warmer	Model : CS- BT001 Bainmarie With Tray	Model : CS-FSBO01 Food Serving Bainmarie	Model : CS-ABP001 Tabletop - Bainmarie	Model : CS-SCCM001 8 Pan Tabletop - Electric Bainmarie



Shawarma Machine

Our Chicken Shawarma Machine is ideal for fast food outlets, hotels and restaurants. We are to the parameters of the national and international quality standards to provide the clients with almost satisfaction in terms of quality.



Grill Chicken Machine

This machine is available 9,15,25 Birds accommodating Capacity. it features Sturdy metal construction that is immaculately finished for ensuring high durability. Our chicken grill machine is simple of use and consumes less power.



SS Tandoori Pot

AISI SS 304 Food grade quality body construction double body insulation with industrial brick, cement, salt glass and clay pot (up to 1000 deg C Heat density temperature capacity.



Potato Peeler

Can be easily handled by anyone. Varying ranges in capacities are available. Produces an output of 150 kg to 500 kg per hour based on the machine. QUANTITY 5kg /10 kg / 20 kg MOTOR 1/3 H.P.O.5 H.P.1 H.P. VOLTAGE : 220 to 240 | V220 to 240 V220 to 240 V| FREQUENCY : 50 Hz50 Hz50 Hz



SS Cookwok Machine

Food grade materials is used in fabrication. Can be used for all liquid food preparation (Gravy, Sambar, Aviyal, Rasam), No Constant Supervision is needed over machine. Easy to maintain and very less manpower in enough to run the machine



Dough Machine

The machine is highly safe to used and can be operated by anyone. The machine can be easily cleaned after continuously usage. Produces an output of 25-30 kg per hour. The Bowl and the Arm are made of high grade STAINLESS STEEL material.



Idiyappam Machine

- Production: 1200 Idiyappam per hour. Machine Running on pneumatic system, Running Cost is too Low. Guarantee available



Conventional Grinder

Key Features: Model Type: Conventional Capacity: 3 Litres | Stones: 1 Warranty: 1 Year(s) | Phase: 0 Drum Material: Stainless Steel Color: White



Barbeque

This warming rack swing back when you open the grill lid, so you can easily reach the food on your cooking



Tilting Mixie

Easy to Operate Many variants are available in the range of 10Ltr | 15Ltr | 20 Ltr | 30Ltr | 40 Ltr Best for Commercial Usage



Tilting Grinder

Widely applied in the food processing industries and commercial kitchens The Machine gives high efficient output with a strong reliability. The Complete Stainless Steel body gives a sturdy finish to the machine. The Capacity Variants available are 10 ltr / 15 ltr / 20 ltr / 30 ltr / 40 ltr



Veg. Cutting Machine

The Vegetable Cutting Machine is made of Cast Iron and Best grade Polymer Materials giving a strong build to the machine. The High Speed Cutting Blades are made of Food Grade Stainless Steel The Machine is best suitable for Commercial Kitchens and Food Preparation Areas.



Vada Making Machine

Works in electrical power Manpower required is low Automatic Dough inject system Separate heating unit for the Kadai.



Tilting Bulk Cooker

We are manufacturing a variety of tilting type bulk cookers made from high quality stainless steel. Our products are considered the most reliable.



Brat Pan

Brat Pan is mainly used to cook food in larger quantities. There are widely used at Industrial Canteens, etc. Its gear box mechanism provides easy operation while cooking. Brat Pan comes in various sizes from 60 ltrs to 200 ltrs capacity



Rice Pulvarizer

FEATURES: Low maintenance | Durable | Resistant to wear and tear

SPECIFICATIONS: Available Capacities: 50 kg/hr (Approx.)



Vegetable Washer Machine

SPECIFICATIONS:

- Vegetable Washer is designed to wash (wits, vegetables, meat, fish, frozen food, etc. In large quantities within a cycle time between 2 to 3 minutes
- Constant water pressure removes unwanted dirt, insects and other impurities
- Structure and quality of the vegetable is maintained while cleaning
- Multi-functional - can also defrost products such as frozen prawns Capacities available are 15 Kgs to 35 Kgs in both tilting and non tilting versions.



FlexiCombi

MagicPilot

QualityControl

Automatic quantity detection - automatic adjustment maintains top quality

It's magic: FlexiCombi registers the food load by itself and automatically activates QualityControl. The respective cooking parameters are adjusted and ensure constant first class quality. Without core temperature probe.

PerfectHOLD

Top food quality assured up until serving

Optimization* due to an intelligent process:

1. Cooking
2. Active cooling with SmartCoolDown
3. PerfectHold holding phase

Easy, without any need for subsequent cooking or having to take out the products earlier.

SES

Prevents steam escaping before the cooking chamber door is opened

The automatic safety steam extraction at the end of the autoChef cooking process takes care of this. The door can be opened safely without steam escaping and therefore there is a more pleasant working environment in the kitchen.

MagicPilot

Measure two core temperatures, separately and precisely

- Two probes with the **same target temperature:** different charge quantities of a product can be cooked at the same time to core temperature.
- Two probes with **different target temperatures:** different products can be cooked at the same time to core temperature.

DynaSteam

Quality with low water consumption

Impressive: The respective quantity of required steam is automatically adjusted to the cooking load. **Always exactly the right amount.** This speeds up the cooking process* and guarantees an outstanding quality of cooked dishes and at the same time the lowest amount of energy possible is consumed.

ClimaSelect plus

The perfect cooking chamber climate at all times

Individually controllable: ClimaSelect plus ensures humidity and temperature measurements in the cooking chamber. Humidity can be set specific to the product in 10 percent increments - always with the respective description. Result: reliable food quality.

GreenInside

Optimization of energy consumption and environmentally friendly

Energy concept

- Cooking chamber door with insulated triple glazing
- Heat exchanger
- New engine technology reduces connected loads*

GreenInside

Consumption display (energy/water) is shown after each cooking process

WaveClean

Automatic cleaning: with two-in-one cartridge

WaveClean (standard) takes over the automatic cleaning. And it works incredibly efficiently, hygienically and safely. Even the smallest corners are spotlessly cleaned automatically using only one sealed two-in-one cartridge containing both detergent and a rinse agent - and with only 35 l water consumption. (Models 6 and 10). The water consumption has therefore been reduced by 36%.*

Product Details

Steam cooker made using high grade stainless steel, it is in compliance with the international quality standards. Offered in different capacities, volumes and finishes. They are perfect for commercial settings that need mass production.

Unique Features

Cost-effective Optimum performance Trouble free operation

Capacity: 20,25,30 Kg



Chandran Steels

